

Contact Information:
 support@precisionqp.com | (469)942-7824



Visit the PQP Website to
 View More Products


2500X Actions

Muzzle Tuners

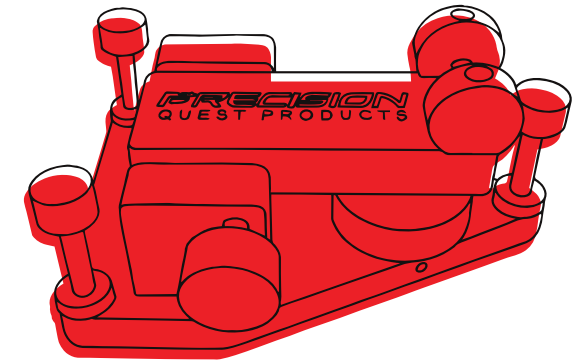


and more!
 PrecisionQP.com

REAR ONLY MECHANICAL REST



Online Resources



Thank you for your purchase of the
 Rear Only Mechanical Rest.

Tools needed for assembly and adjustments:
 1/8" allen key

Here is what's in the box:
 Rear Mechanical Rest and 3 Leveling Legs.

Assembly Instructions

Place the three leveling legs into the three holes at the corners of the base as shown below.




Grease Instructions

Occasionally you will need to grease the **threads** for the horizontal and vertical adjustments.


Vertical Adjustment Knob:

The threads for the vertical adjustment knob cannot be seen in this picture. You will need to unscrew the knob or remove it to apply the grease.



Horizontal Adjustment Knob:


The threads for the horizontal adjustment knob can be seen in this picture. You do not need to completely remove it in order to apply the grease.



Adjusting Tension in the Vertical and Horizontal Adjustment Knobs

You can control the tension in the Vertical and Horizontal knobs by using a 1/8" allen key. Rotate clockwise to tighten and counterclockwise to loosen.

Vertical Adjustment Knob:



Horizontal Adjustment Knob:



Left Handed Set Up

If you are in need of a rear only mechanical rest with the left handed configuration, please contact PQP at support@precisionqp.com or call (469)942-7824.

Please note: this rest **may not** be configured for left handed set up.

Things to Know About Your Rear Only Mechanical Rest

- Aluminum Rear Rest — Anodized Hard BLACK
- Rear Dog Bone 1.2" Wide
- Angled Delrin Contact with Stock to accommodate Various sizes of stocks
- 3 Locking Leveling Legs for Coarse Elevation Adjustment
- Fine Windage & Elevation Adjustment with adequate travel for 50 yard Targets
- Adequate Travel for ARA, PSL, IR 50/50, ABRA Targets at 50 yards
- Works Great in combination with a Front Bi-Pod



Contact Information:

support@precisionqp.com | (469)942-7824